



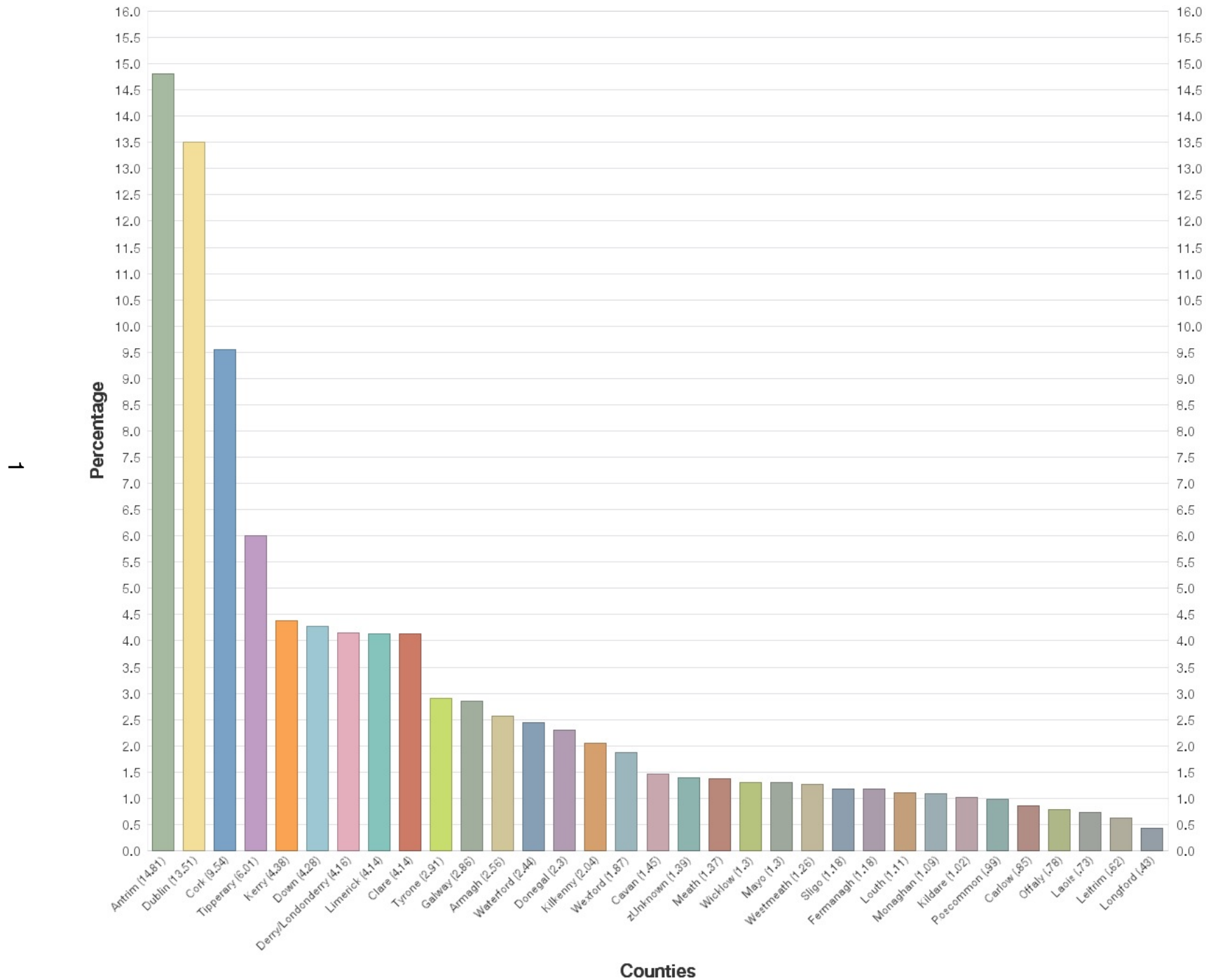
# Statistical Information

<b>Item</b>	<b>Description</b>	<b>Page</b>
1.	County of Birth	1
2.	Province of Birth	3
3.	Place of Birth (as if post-1921)	5
4.	Next of Kin Location	6
5.	Enlistment Dates	7
6.	Enlistment Dates (Irish-born v AIF)	9
7.	Place of Enlistment	10
8.	Religious Affiliation	11
9.	Age at Enlistment	13
10.	Marital Status	15
11.	Previous Military Experience	16

The Irish Anzacs Project is a significant research undertaking of the Global Irish Studies Centre at the University of New South Wales (UNSW), made possible by a grant in 2012 from the Irish government's Emigrant Support Program administered by the Department of Foreign Affairs and Trade. The project aims to identify all Irish-born enlistments as soldiers and nurses in the Australian Imperial Force (AIF) during the First World War, or as close to all as is practicable, and to compile a publicly accessible database containing information on each of them. The database will provide families with information on their Irish-born family members who served in the war as well as providing statistical information to assist researchers understand the contribution of the Irish to the Australian war effort.

The database comprises 5774 Irish Anzacs as at 17 October 2014.

# Irish Anzacs County of Birth

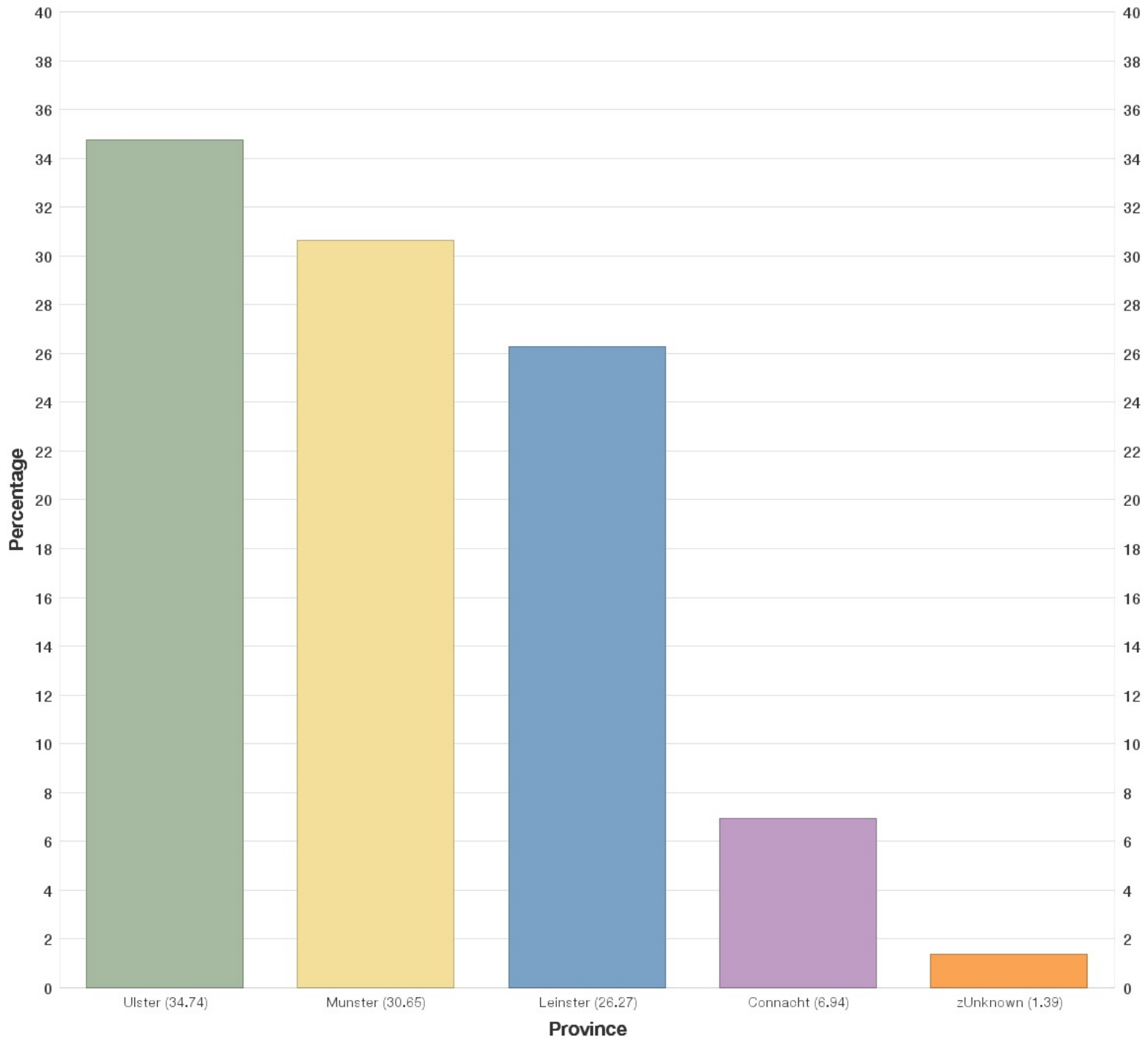


# Irish Anzacs

## Summary by County

<b>County</b>	<b>Number</b>	<b>Percent</b>
Antrim	855	14.81%
Dublin	780	13.51%
Cork	551	9.54%
Tipperary	347	6.01%
Kerry	253	4.38%
Down	247	4.28%
Derry/Londonderry	240	4.16%
Limerick	239	4.14%
Clare	239	4.14%
Tyrone	168	2.91%
Galway	165	2.86%
Armagh	148	2.56%
Waterford	141	2.44%
Donegal	133	2.30%
Kilkenny	118	2.04%
Wexford	108	1.87%
Cavan	84	1.45%
zUnknown	80	1.39%
Meath	79	1.37%
Wicklow	75	1.30%
Mayo	75	1.30%
Westmeath	73	1.26%
Sligo	68	1.18%
Fermanagh	68	1.18%
Louth	64	1.11%
Monaghan	63	1.09%
Kildare	59	1.02%
Roscommon	57	0.99%
Carlow	49	0.85%
Offaly	45	0.78%
Laois	42	0.73%
Leitrim	36	0.62%
Longford	25	0.43%
	<u>5774</u>	<u>100.00%</u>

## Irish Anzacs Province of Birth

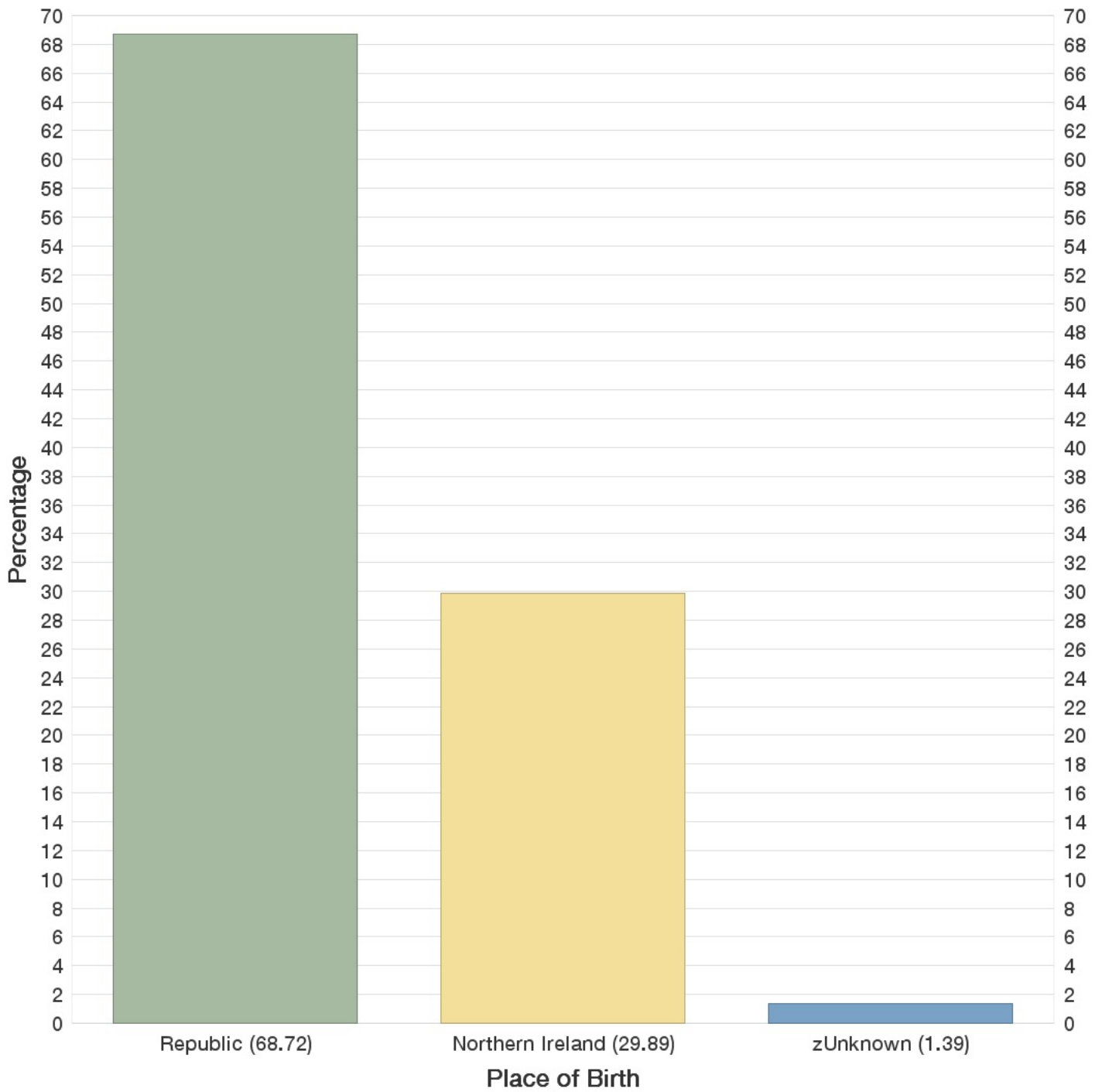


# Irish Anzacs

## Summary by Province and County

Province/County	Number	Percent	Province/County	Number	Percent
<b>Ulster</b>			Roscommon	57	0.99%
Antrim	855	14.81%	Sligo	68	1.18%
Armagh	148	2.56%	Total for Connacht	<u>401</u>	<u>6.94%</u>
Cavan	84	1.45%	<b>zUnknown</b>		
Derry/Londonderry	240	4.16%	zUnknown	80	1.39%
Donegal	133	2.30%	Total for zUnknown	<u>80</u>	<u>1.39%</u>
Down	247	4.28%	Total	<u>5774</u>	<u>100.00%</u>
Fermanagh	68	1.18%			
Monaghan	63	1.09%			
Tyrone	168	2.91%			
Total for Ulster	<u>2006</u>	<u>34.74%</u>			
<b>Munster</b>					
Clare	239	4.14%			
Cork	551	9.54%			
Kerry	253	4.38%			
Limerick	239	4.14%			
Tipperary	347	6.01%			
Waterford	141	2.44%			
Total for Munster	<u>1770</u>	<u>30.65%</u>			
<b>Leinster</b>					
Carlow	49	0.85%			
Dublin	780	13.51%			
Kildare	59	1.02%			
Kilkenny	118	2.04%			
Laois	42	0.73%			
Longford	25	0.43%			
Louth	64	1.11%			
Meath	79	1.37%			
Offaly	45	0.78%			
Westmeath	73	1.26%			
Wexford	108	1.87%			
Wicklow	75	1.30%			
Total for Leinster	<u>1517</u>	<u>26.27%</u>			
<b>Connacht</b>					
Galway	165	2.86%			
Leitrim	36	0.62%			
Mayo	75	1.30%			

### Irish Anzacs Place of Birth (as if post 1921)



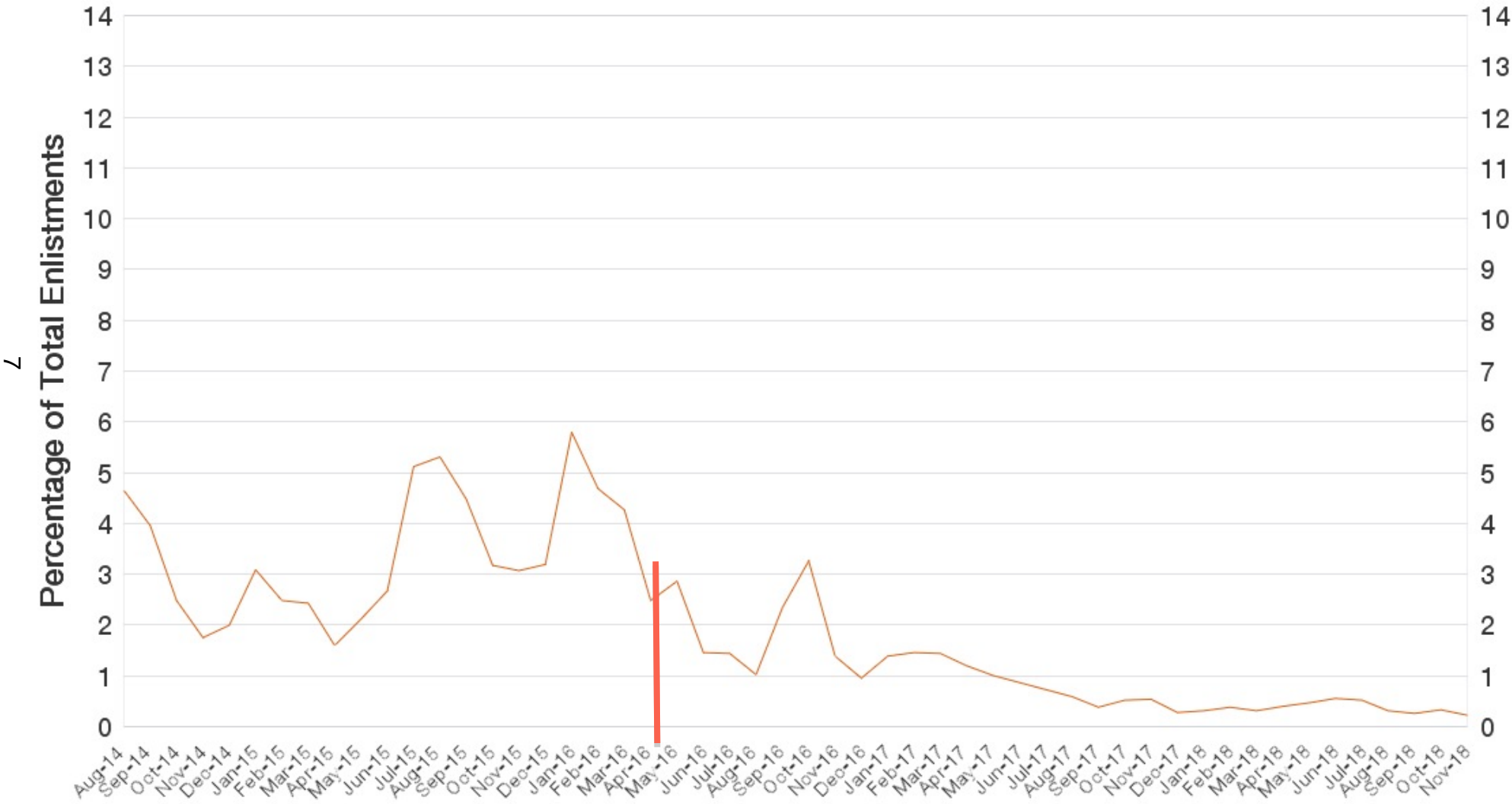
# Irish Anzacs

## Summary by Next of Kin Location

<b>Next of Kin Location</b>	<b>Number</b>	<b>Percent</b>
Ireland	2599	45.01%
Australia	2476	42.88%
England	346	5.99%
zUnknown	104	1.80%
Scotland	90	1.56%
USA	57	0.99%
New Zealand	26	0.45%
South Africa	24	0.42%
Wales	12	0.21%
Canada	12	0.21%
N/A	9	0.16%
India	9	0.16%
None	4	0.07%
Argentina	3	0.05%
US	1	0.02%
Spain	1	0.02%
Germany	1	0.02%
Total	<u>5774</u>	<u>100.00%</u>

# Irish Anzacs Enlistment Dates

Irish-born Enlistments



Months during First World War

Red line marks Easter Rising

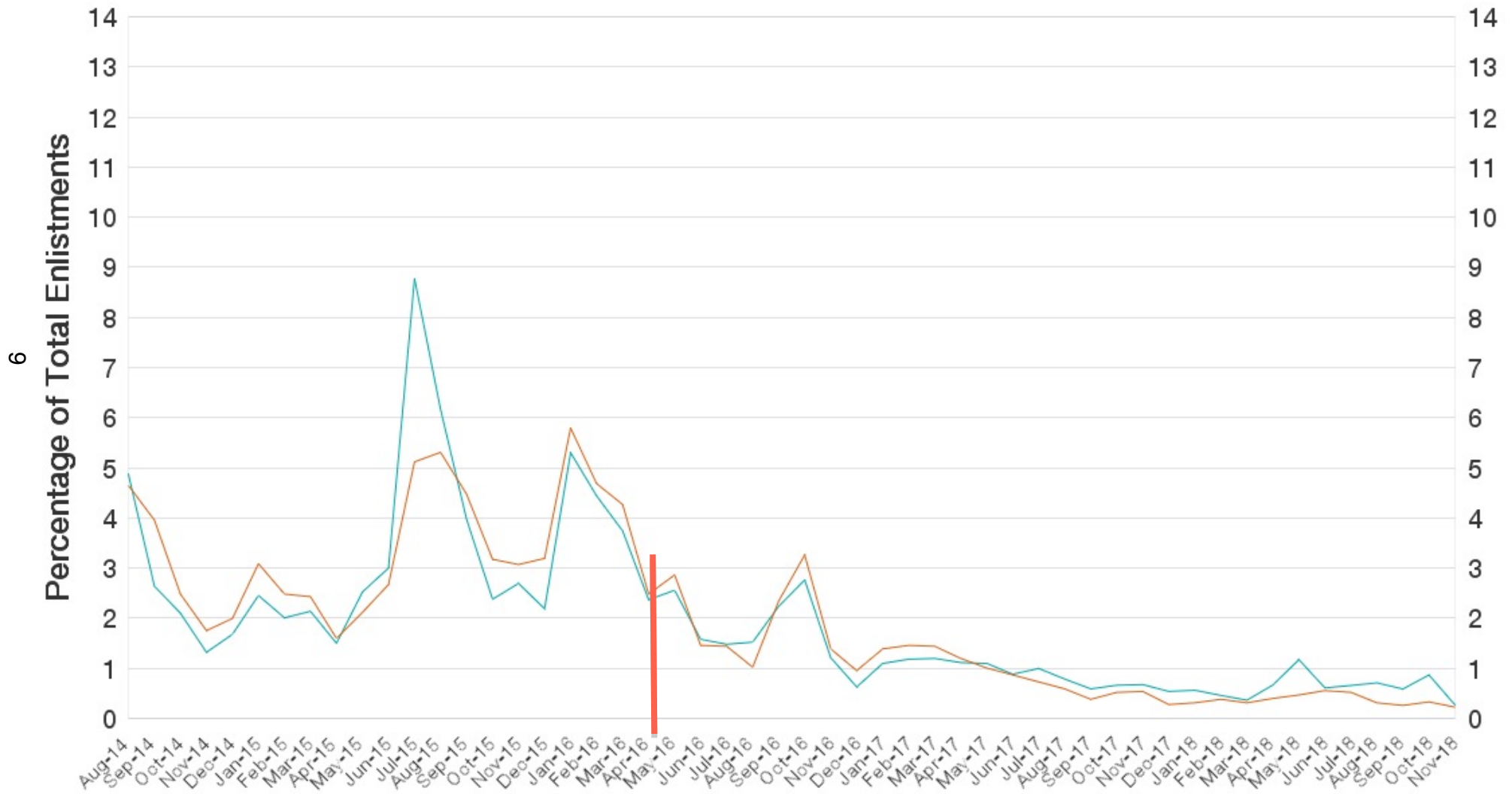
# Irish Anzacs

## Summary by Month of Enlistment

Month	Number	Percent	Month	Number	Percent
August 1914	268	4.64%	June 1917	50	0.87%
September 1914	228	3.95%	July 1917	42	0.73%
October 1914	143	2.48%	August 1917	34	0.59%
November 1914	101	1.75%	September 1917	22	0.38%
December 1914	115	1.99%	October 1917	30	0.52%
January 1915	178	3.08%	November 1917	31	0.54%
February 1915	143	2.48%	December 1917	16	0.28%
March 1915	140	2.42%	January 1918	18	0.31%
April 1915	92	1.59%	February 1918	22	0.38%
May 1915	122	2.11%	March 1918	18	0.31%
June 1915	154	2.67%	April 1918	23	0.40%
July 1915	295	5.11%	May 1918	27	0.47%
August 1915	306	5.30%	June 1918	32	0.55%
September 1915	258	4.47%	July 1918	30	0.52%
October 1915	183	3.17%	August 1918	18	0.31%
November 1915	177	3.07%	September 1918	15	0.26%
December 1915	184	3.19%	October 1918	19	0.33%
January 1916	334	5.78%	November 1918	13	0.23%
February 1916	270	4.68%	January 1919	2	0.03%
March 1916	246	4.26%	February 1919	1	0.02%
April 1916	143	2.48%	March 1919	1	0.02%
May 1916	165	2.86%	May 1919	2	0.03%
June 1916	84	1.45%	June 1919	1	0.02%
July 1916	83	1.44%	October 1919	2	0.03%
August 1916	59	1.02%	January 1920	1	0.02%
September 1916	135	2.34%	August 1920	1	0.02%
October 1916	188	3.26%	Total	<u>5774</u>	<u>100.00%</u>
November 1916	80	1.39%			
December 1916	55	0.95%			
January 1917	80	1.39%			
February 1917	84	1.45%			
March 1917	83	1.44%			
April 1917	69	1.20%			
May 1917	58	1.00%			

# Irish Anzacs and AIF Enlistment Dates

Irish-borr Enlistments    AIF Enlistments



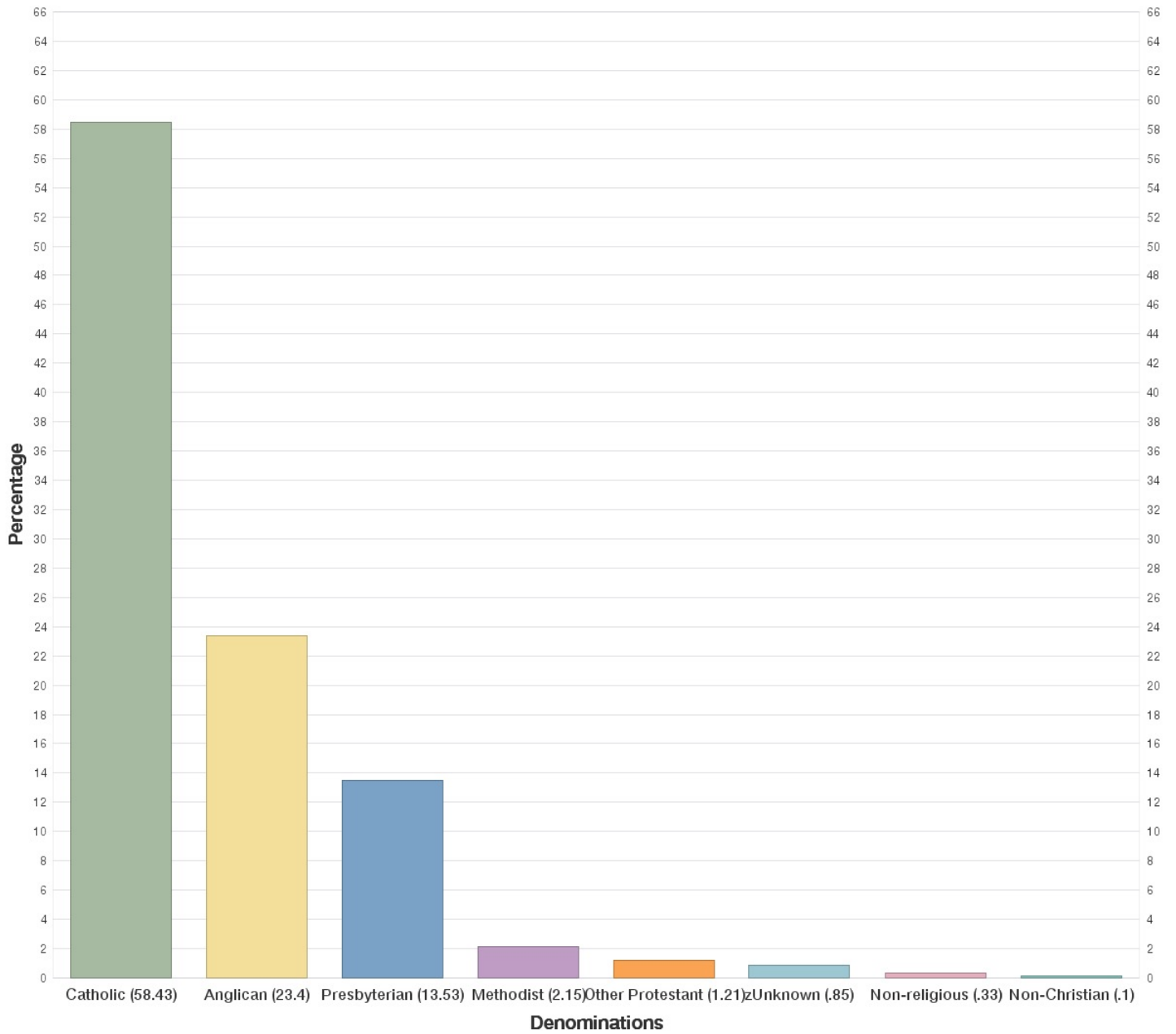
Red line marks Easter Rising

# Irish Anzacs

## Summary by Place of Enlistment

<b>County</b>	<b>Number</b>	<b>Percent</b>
NSW	2020	34.98%
Qld	1439	24.92%
Vic	1066	18.46%
WA	830	14.37%
SA	330	5.72%
Tas	71	1.23%
NT	6	0.10%
zunknown	4	0.07%
England	2	0.03%
Egypt	2	0.03%
ACT	2	0.03%
Turkey	1	0.02%
At Sea	1	0.02%
	<u>5774</u>	<u>100.00%</u>

## Irish Anzacs Religious Affiliation



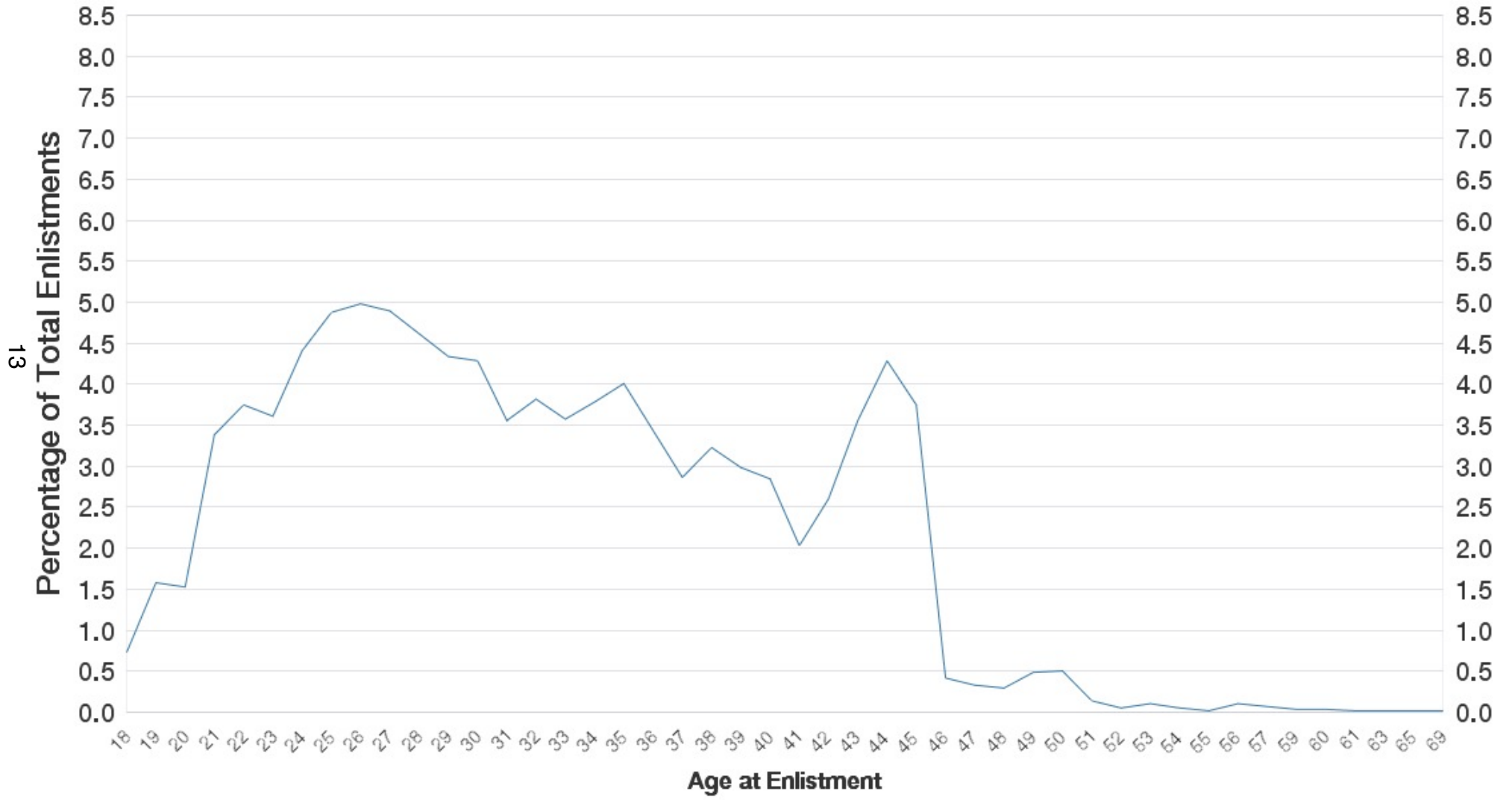
# Irish Anzacs

## Summary by Religious Affiliation

<b>Religion</b>	<b>Number</b>	<b>Percent</b>
Catholic	3374	58.43%
Anglican	1351	23.40%
Presbyterian	781	13.53%
Methodist	124	2.15%
Other Protestant	70	1.21%
zUnknown	49	0.85%
Non-religious	19	0.33%
Non-Christian	6	0.10%
Total	<u>5774</u>	<u>100.00%</u>

# Irish Anzacs Age Distribution

■ Irish Anzac Enlistments



# Irish Anzacs

## Summary by Enlistment Ages

Age	Number	Percent	Age	Number	Percent
18	42	0.73%	51	8	0.14%
19	91	1.58%	52	3	0.05%
20	88	1.52%	53	6	0.10%
21	195	3.38%	54	3	0.05%
22	216	3.74%	55	1	0.02%
23	208	3.60%	56	6	0.10%
24	254	4.40%	57	4	0.07%
25	282	4.88%	59	2	0.03%
26	287	4.97%	60	2	0.03%
27	282	4.88%	61	1	0.02%
28	266	4.61%	63	2	0.03%
29	251	4.35%	65	1	0.02%
30	248	4.30%	69	1	0.02%
31	205	3.55%	<b>Total</b>	<u>5774</u>	<u>100.00%</u>
32	220	3.81%			
33	206	3.57%			
34	218	3.78%			
35	231	4.00%			
36	200	3.46%			
37	165	2.86%			
38	186	3.22%			
39	173	3.00%			
40	164	2.84%			
41	117	2.03%			
42	150	2.60%			
43	205	3.55%			
44	248	4.30%			
45	216	3.74%			
46	24	0.42%			
47	20	0.35%			
48	17	0.29%			
49	29	0.50%			
50	30	0.52%			

The youngest is 17 years 10 months

The oldest is 69 years 0 months

The average age is 32 years 2 months

The median age is 31 years 3 months

# Irish Anzacs

## Summary by Marital Status

<b>Marital Status</b>	<b>Number</b>	<b>Percent</b>
No	4614	79.91%
Yes	1139	19.73%
Blank	16	0.28%
NQ	5	0.09%
Total	<u>5774</u>	<u>100.00%</u>

# Irish Anzacs

## Summary by Military Experience

<b>Military Experience</b>	<b>Number</b>	<b>Percent</b>
No	3823	66.21%
Yes	1909	33.06%
Blank	28	0.48%
NQ	14	0.24%
Total	<u>5774</u>	<u>100.00%</u>